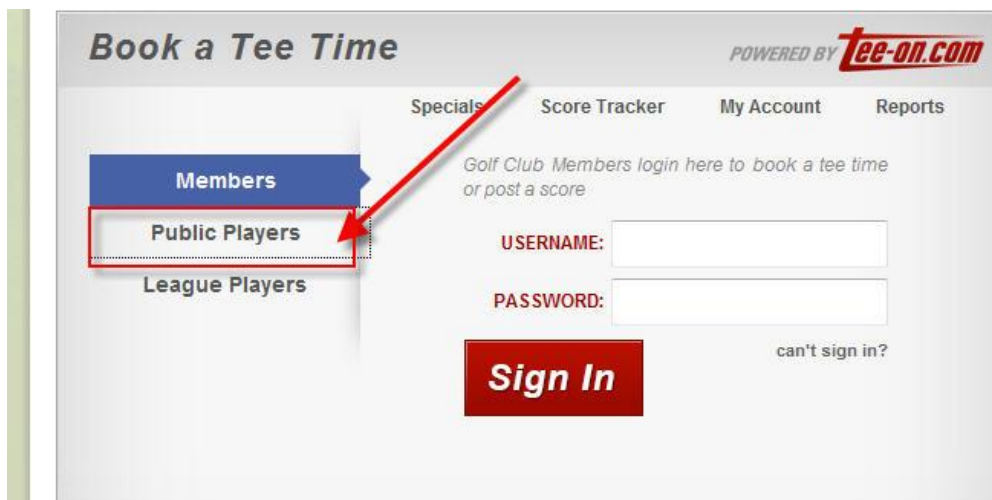


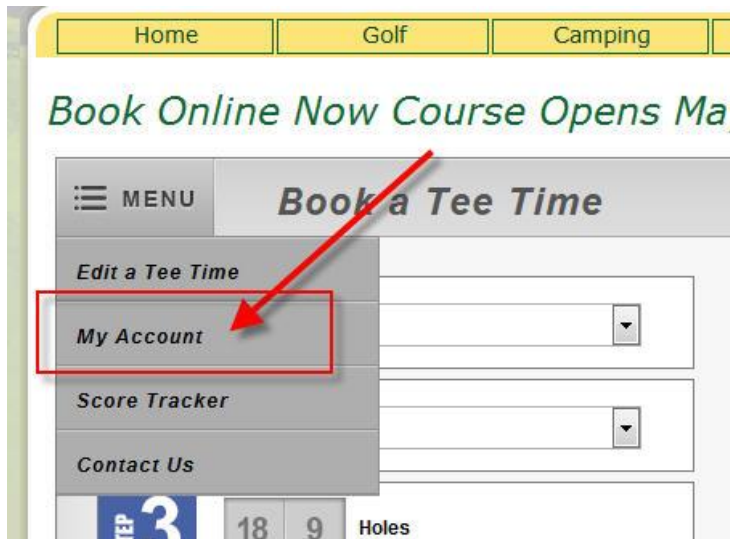
1. <http://www.sherwoodforestcc.com/Tee-Times.html>
2. Go to home page and click on "Book Online"



3. Click on Public Players



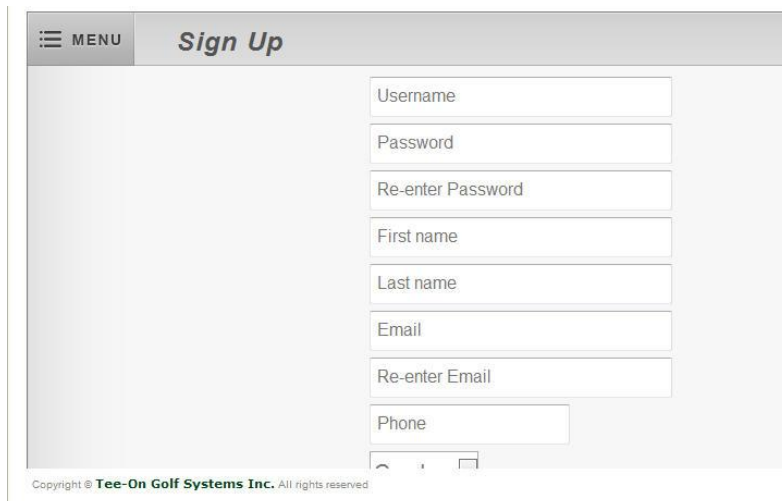
4. Click on My Account



5. Click on "Sign Up" to create a new account



6. Enter information required to create account



7. Go to your email account and Activate your account. Account must be activated before you can book tee times.



Thank you for signing up with Tee-On.

Activate your account to start booking tee times.



If the button above does not work or does not appear, copy the following link and paste it into your address bar:

<https://www.tee-on.com/PubGolf/servlet/com.teeon.teesheet.servlets.all.AccountActivation?ActivationCode=a98elec549qna36pm6qcjgo69r>

8. Go to My Account to change Preferences, Password, etc.

A screenshot of a user profile form. The form contains the following fields: LAST NAME (Elyse), GENDER* (Female), LANGUAGE* (English), EMAIL* (redacted), PHONE* (redacted), EXTENSION (empty), HOME PROVINCE (Saskatchewan), HOME REGION (Regina and Area), and a checkbox for "I want to receive promotions via email" which is checked. At the bottom are "Save" and "Cancel" buttons. Two red arrows point to the dropdown menus for HOME PROVINCE and HOME REGION.